



metatron discovery

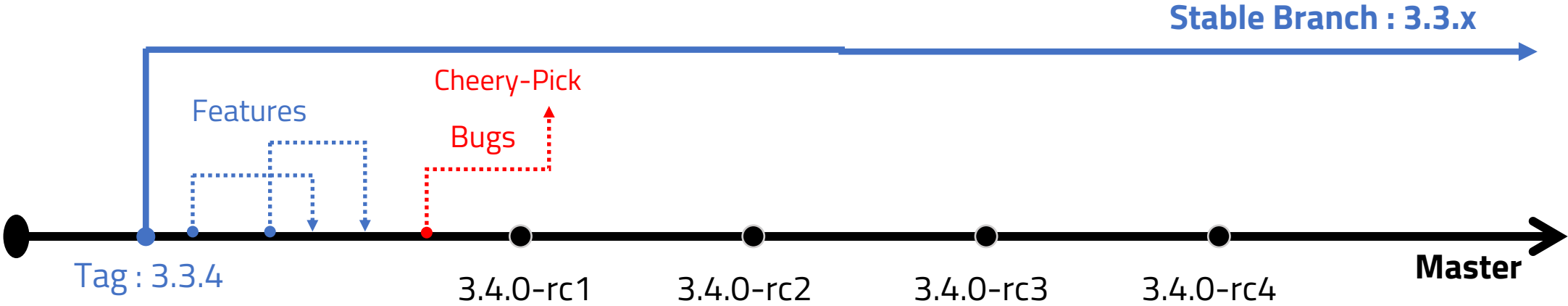
2021 1st Board Meeting

2021. 4. 13

Agenda

1. Review 2021.1 Release
2. 2021 Discovery Management Plan
3. 2021 Main Features

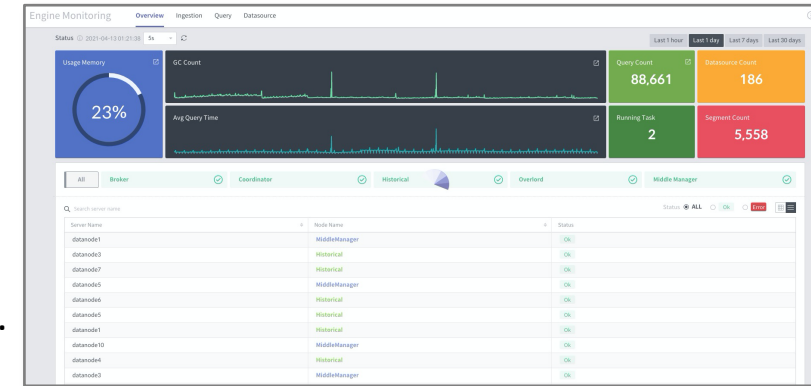
Before 2021 Release



2021.1 Release

New Feature

- Introduce engine(druid) monitoring function
 - ✓ You can monitor the druid engine status.
 - ✓ You can receive notifications of the status of each node through the slack channel.
- Support real-time data source
 - ✓ You can create a data source using Kafka topics.
- Snapshot as an SQL script
- New JDBC connection support for workbench
 - ✓ Athena
 - ✓ BigQuery
- Added security enhancement option
 - ✓ Various options such as multiple access restrictions and timeout... have been added.



The screenshot shows the 'Create data connection' form. It includes a heading 'Create data connection' and a sub-heading 'Please set required items and complete data connection creation'. Under 'DB connection', there are buttons for MySQL (checked), PostgreSQL, Hive, Presto, Druid, BigQuery, MSSQL, and Athena. Below the buttons are input fields for 'Host' and 'Port'.

Bug Fixes

In addition, various bug fixes were included.
For details, please refer to the existing RC Release note.

Druid features

You need to upgrade your Druid to 2021.1 version unless you did it.
The druid binary was build based on hadoop version 3.1.1.3.1.4.0-315.

Feature merged from T-Deal

Relative Time Filter

OrderDate

2021-04 W15 ~ 2021-04 W16

Previous

Yesterday Last Week Last Month Last Year

Last WEEKS

Current

Today This Week This Month This Year

Next

Tomorrow Next Week Next Month Next Year

Next WEEKS

DashBoard Edit

OrderDate

From To OK

April, 2021

SU	MO	TU	WE	TH	FR	SA
28	29	30	31	1	2	3
4	5	6	7	8	9	10
11	12	13	14	15	16	17
18	19	20	21	22	23	24
25	26	27	28	29	30	1

DashBoard View

Feature merged from T-Deal

Filter Hierarchy

Global filter 2

mkt_div_org_nm
event_log_sample

Search for values

Results 20 [Deselect](#)

- 5GX Cluster마케팅담당 1
- CV추진실(가상) 319
- IT DevOps그룹 212
- Massive IoT사업본부 1
- MNO AI/DT추진그룹 92
- MNO마케팅그룹 5
- 고객가치혁신실 35
- 기업사업본부 348
- 대구마케팅본부 1772
- 부산마케팅본부 2249

All 1 / 2

smplnr_strd_grp_id
event_log_sample - mkt_div_org_nm

Set filter hierarchy



Set filter hierarchy

This is description

2 widgets

- mkt_div_org_nm
 - smplnr_strd_grp_id

Cancel Done



mkt_div_org_nm

- (All)
- 5GX Cluster마케팅담당
- CV추진실(가상)
- IT DevOps그룹
- Massive IoT사업본부
- MNO AI/DT추진그룹
- MNO마케팅그룹
- 고객가치혁신실
- 기업사업본부
- 대구마케팅본부
- 부산마케팅본부

smplnr_strd_grp_id

- (All)
- A01
- C01
- C02
- F01
- F02
- F04
- F05
- O01
- O03
- O05

Feature merged from T-Deal

DashBoard Data Refresh

The screenshot shows the METATRONDISCOVERY dashboard interface. At the top right, there is a control bar with 'Presentation view' and 'Edit dashboard' buttons. Below this, a red box highlights the 'Auto ON' toggle, which is currently checked, and a gear icon for settings. A 'Chart' button is also visible to the right of the red box.

The main content area contains two data tables. The top table is titled 'month_week' and the bottom table is titled '주차'. Both tables have columns for weeks from 8월4주차 to 10월3주차 and rows for '공통', '단말/상품 카달로그', '스마트계산기', '스마트진단서', and '판매상담메인'.

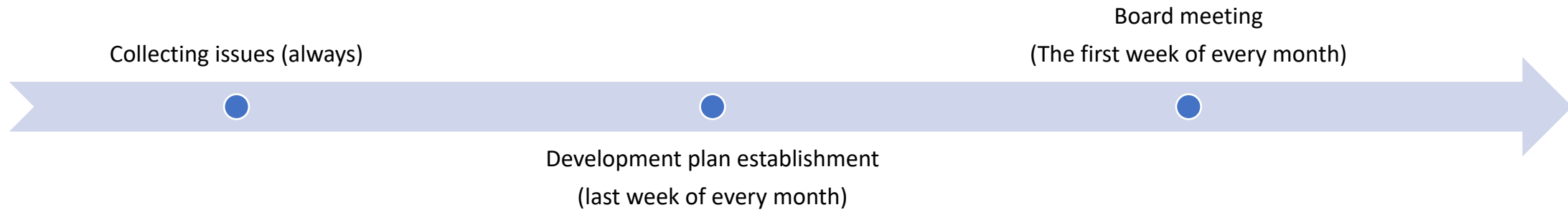
depth_1	8월4주차	8월5주차	8월6주차	9월1주차	9월2주차	9월3주차	9월4주차	9월5주차	10월2주차	10월3주차
공통							2.00			1.00
단말/상품 카달로그		2.00			1.00		1.00			3.00
스마트계산기		4.00	5.00	9.00	7.00		4.00	14.00	1.00	16.00
스마트진단서	3.00	13.00	2.00	1.00		1.00	2.00			2.00
판매상담메인								1.00		8.00

화면명	8월4주차	8월5주차	8월6주차	9월1주차	9월2주차	9월3주차	9월4주차	9월5주차	10월2주차	10월3주차
공통							2.00			1.00
단말/상품 카달로그		2.00			1.00		1.00			3.00
스마트계산기		4.00	5.00	9.00	7.00		4.00	14.00	1.00	16.00
스마트진단서	3.00	13.00	2.00	1.00		1.00	2.00			2.00
판매상담메인								1.00		8.00

2021 Discovery Management Plan – Release

1. Release Cycle : Once per quarter
2. Current Release : 2021.1
3. Future release plan
 - 2nd quarter : 2021.2
 - 3rd quarter : 2021.3
 - 4th quarter : 2021.4

2021 Discovery Management Plan – Issues



1. Issue Management tool
: Github
2. Issue development procedure
: Prioritizes when establishing a development plan
3. Clean up existing backlog
: Reuse issues after checking whether similar issues exist during development

2021 Main Feature

Data Grid

- Number Format, Font Color, Background Color By Column
- Save Column Width
- Column Sorting
- Column Partial Sum Row/Column

DataSource management function improvement

- DataSource re-ingestion
- DataSource <-> Chart Schema

Map Chart improvement

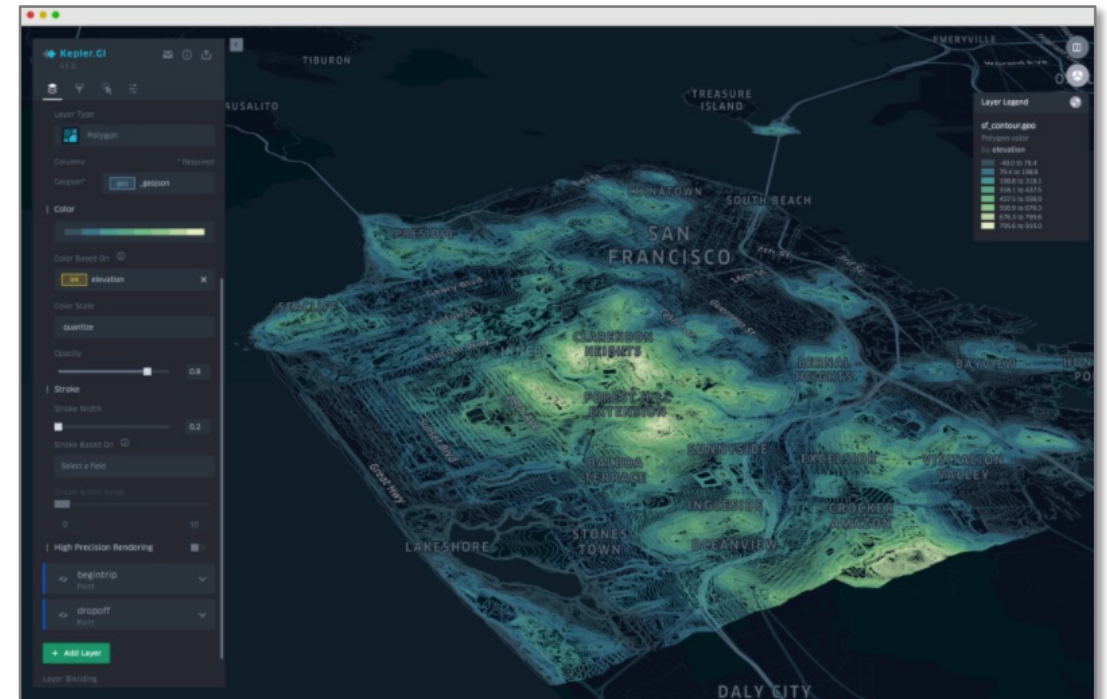
- Kepler.gl

Front-End Framework Bump

- Angular 11
- Typescript 4.1

Multi Tenant

- Organization support



2021 Main Feature

2021.1

- DataGrid function improvement

2021.2

- Front-End Framework
- DataSource management improvement
- Map Chart v2

2021.3

- Map Chart v2
- Multi Tenant
- Chart Widget function improvement

2021.4

- Chart Widget function improvement

Free Talk!